

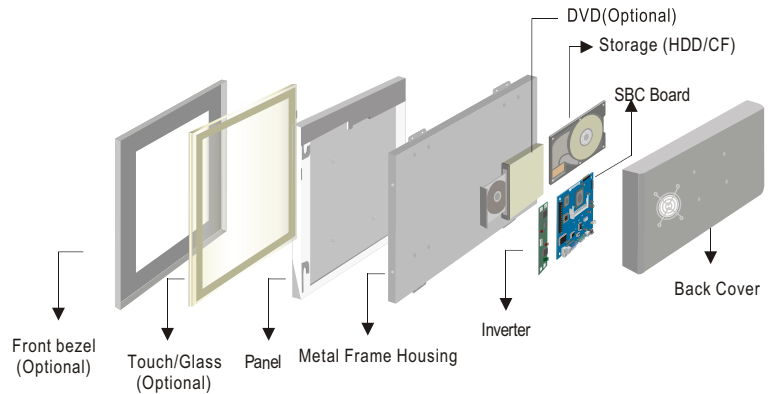
Value -Series 15" Panel PC (Intel® Atom Platform)

MODEL #: PM15IA7T-C3/PT/R

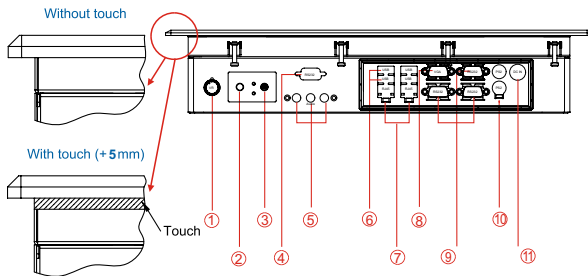
Mechanical Design



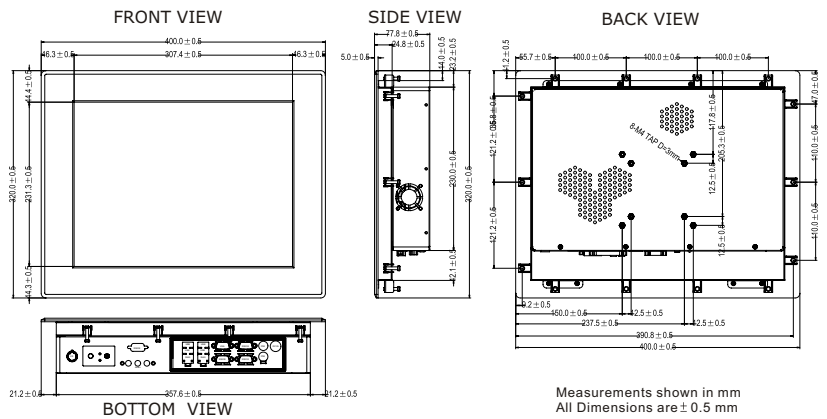
Panel Mount (5mm front bezel)



Modularized Construction



- 1. Brightness Adjustment Knob
- 2. Power On Button
- 3. Power Reset Button
- 4. RS-232 Conn.(Optional)
- 5. Audio Jack
- 6. USB
- 7. RJ-45
- 8. VGA Out
- 9. RS-232 Conn.
- 10. PS/2
- 11. DC IN Power Jack



Measurements shown in mm
All Dimensions are ± 0.5 mm

* Note: this is a simplified drawing and some components are not marked in detail. Please contact our sales representative if you need further product information.

System Specifications

TFT Characteristics :

- Resolutions : 1024 x 768
- Brightness : 250 cd/m² (typ.)
- Contrast Ratio : 700 : 1(typ.)
- Viewing Angles : -70~70(H);-65~60(V)
- Max Colors : 16.2M

SBC Specifications :

- Processor : Intel® Atom N270 1.6GHz Processor
- BIOS : AMI 4Mbit Flash
- System Chipset : Intel® 945GSE/ICH7M
- Memory Slot : 1 x DIMM, Max 2GB DDR2 400/533
- Graphic Chipset : Intel® 945GSE Integrated (224MB shared)
- IDE : 1 x 44pin IDE (UDMA 33/66/100)
- KB/Mouse : 2 x PS/2
- Ethernet : 2 x RJ45(Gigabit LAN)
- Audio : Realtek ALC655 codec
- SATA : 2 x SATA
- Serial : 3 x RS232, 1 x RS232/422/485 (1 x RS232 internal)
- USB : 8 x USB
- Expansion Slot : 1 x Mini PCI, 1 x PCI, 1 x PCIe (x1)
- Watchdog Timer : Software programmable supports 1~255 secretary.

* A customized housing is needed if you would like to have the PCI expansion.

Environment Considerations :

- Operating Temperature : 0 deg.C to 45deg.C
- Operating Humidity : 30% to 90% (non condensing)

Input/ Output Connectors :

- Ethernet LAN : 2 x RJ 45-10/100/1000 Mbps
- Keyboard / Mouse : 2 x PS/2
- COM : 2 x RS232, 1 x RS232/422/485 9P DSUB (male)
- Audio : 1 x Audio Jack(Line-Out, Line-In, Mic in)
- USB : 4 x USB Type-A Receptacle
- VGA Out : 1 x VGA (female)

Order Options :

SBC	PANEL PC
RAM : 1GB DDR2*	Mechanical : Panel Mount (5mm bezel)
Storage : 80 GB HDD*	Touch : 5Wires Resistive*
* Default	OS : Windows XPE(Optional) Windows XP (Optional) Linux(Optional)

Accessories :

- Mounting Kit (for Panel Mount 5mm)
- External Power Supply 80W w/power cord

Power Specifications :

- Power Input : 12V DC IN (Lockable Power Jack)
- Power Consumption : 67W (typ.)(Max.backlight & high CPU load)



Rev.	Reasons	Revised Date
1.0	New Add	Nov-28-08

Note: All Specifications are subject to change without prior notice!